



**EUROPEAN ELECTIONS - MAY 2019
PREDICTED RESULTS FROM
THE FONDATION POUR L'INNOVATION POLITIQUE
(AS OF 15 MAY 2019)**

FONDATION POUR
L'INNOVATION
POLITIQUE
fondapol.org

EUROPEAN ELECTIONS - MAY 2019:

PREDICTED RESULTS* FROM THE FONDATION POUR L'INNOVATION POLITIQUE

(AS OF 15 MAY 2019)

1. MEPS HOSTILE TO THE EUROPEAN UNION WOULD REPRESENT A THIRD PARTY OF THE EUROPEAN PARLIAMENT

Disparate, divided, sovereignists, nationalists, out-of-system, left-wing or right-wing, parties hostile to Europe carry a speech that goes from the systematic criticism of the European Union to the project of leaving it. All in all, including Parliamentarians who are not members of any group (non-attached), the MEPs who are more or less aware of this hostility would represent 35.3% of the members of the European Parliament with the British (751 seats) and 32.4% in a Parliament without the British (705 seats).

2. THE PERCENTAGE OF MEPS HOSTILE TO THE EUROPEAN UNION WOULD DOUBLE IN RELATION TO 2004

The number of MEPs hostile to the European Union increased both in 2009 and in 2014. It is expected to increase even further in 2019. If the predictions are confirmed, the percentage of "anti-European Union" MEPs would reach 35.3% of the European Parliament with the British (751 seats), doubling the level from 2004 (17.6%), and 32.4% of the Parliament without the British (705 seats).

3. END OF THE DUOPOLY EPP-S&D AND STAGNATION OF THE GREENS

On the basis of a European Parliament with the British (751 seats) and compared to 2014, the Group of the European People's Party (EPP) would recede by 5 points, losing 34 seats; the Progressive Alliance of Socialists and Democrats (S&D) group would fall by 6 points, losing 43 seats; on the other hand, the Alliance of Liberals and Democrats for Europe (ALDE) would rise by 5 points, gaining 35 seats. Last notable fact: according to our projection, the group of the Greens would not be more important in 2019 in a Parliament with the British (6.4%) compared to 2014 (6.7%); in a Parliament without the British (705 seats), it would be slightly larger (7.4%) than in 2014 (6.7%).

4. A EUROPEAN PARLIAMENT WITH MULTIPLE MAJORITIES

The two main groups (EPP and S&D) would no longer be able to obtain a majority. Other combinations will have to be envisioned. No ideological majority is possible. According to the tradition of the European Parliament, only a coalition could constitute a majority. The EPP-S&D coalition representing only 44.6% of MEPs would no longer be sufficient. From an arithmetic point of view, three majority coalitions would be possible in a European Parliament with the British (751 seats): EPP-S&D-ALDE-Greens (64.7%), EPP-S&D-ALDE (58.3%) or EPP-S&D-Greens (51%). In a European Parliament without the British (705 seats), the same coalitions could obtain a majority but with significantly different results: EPP-S&D-ALDE-Greens (67.6%), EPP-S&D-ALDE (60.2%) or EPP-S&D-Greens (53.6%).

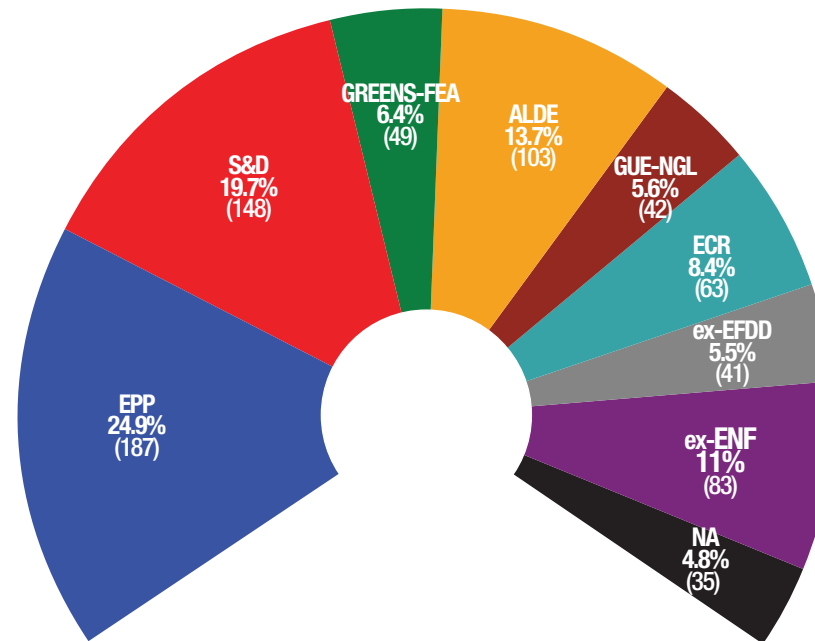
* Methodology: projection of results based on cumulative surveys of voting intentions, carried out and published in each of the 28 countries of the European Union.

EUROPEAN PARLIAMENT 2019-2024

Projection 15/05/2019

Voting intentions in the European elections (in % of seats)

Base: 751 seats (with the British)



■ EPP: Group of the European People's Party (Christian Democrats)
■ S&D: Group of the Progressive Alliance of Socialists and Democrats
■ ECR: European Conservatives and Reformists Group
■ ALDE: Group of the Alliance of Liberals and Democrats for Europe
■ GUE-NGL: Confederal Group of the European United Left - Nordic Green Left

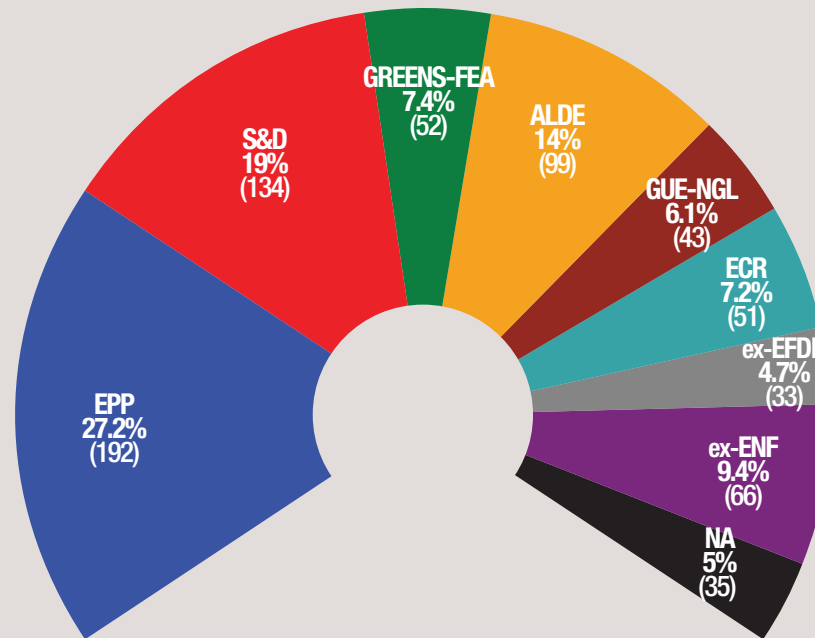
■ GREENS-FEA: Group of the Greens/European Free Alliance
■ EFDD: Europe of Freedom and Direct Democracy Group
■ ENF: Europe of Nations and Freedom Group
■ NA: Non-attached

EUROPEAN PARLIAMENT 2019-2024

Projection 15/05/2019

Voting intentions in the European elections (in % of seats)

Base: 705 seats (without the British)



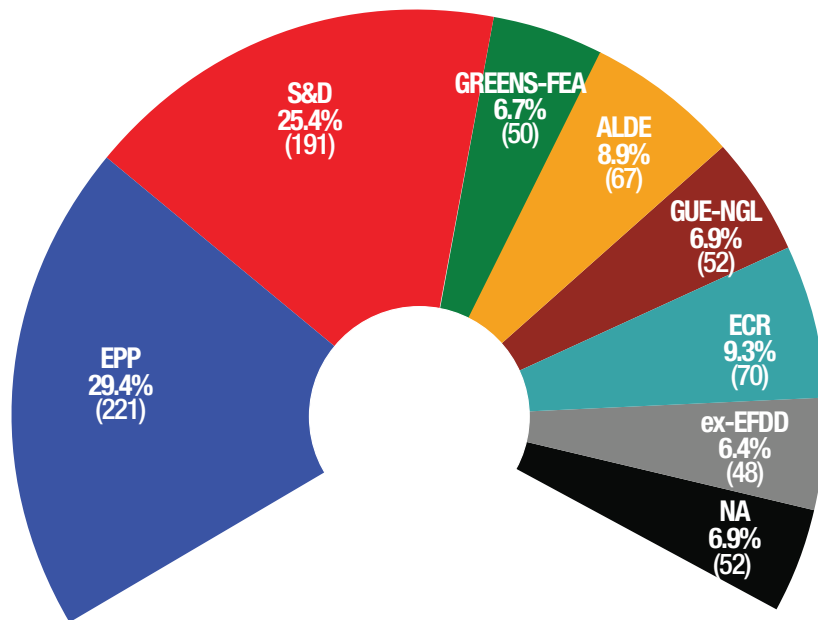
- EPP: Group of the European People's Party (Christian Democrats)
- S&D: Group of the Progressive Alliance of Socialists and Democrats
- ECR: European Conservatives and Reformists Group
- ALDE: Group of the Alliance of Liberals and Democrats for Europe
- GUE-NGL: Confederal Group of the European United Left - Nordic Green Left

- GREENS-FEA: Group of the Greens/European Free Alliance
- EFDD: Europe of Freedom and Direct Democracy Group
- ENF: Europe of Nations and Freedom Group
- NA: Non-attached

EUROPEAN PARLIAMENT

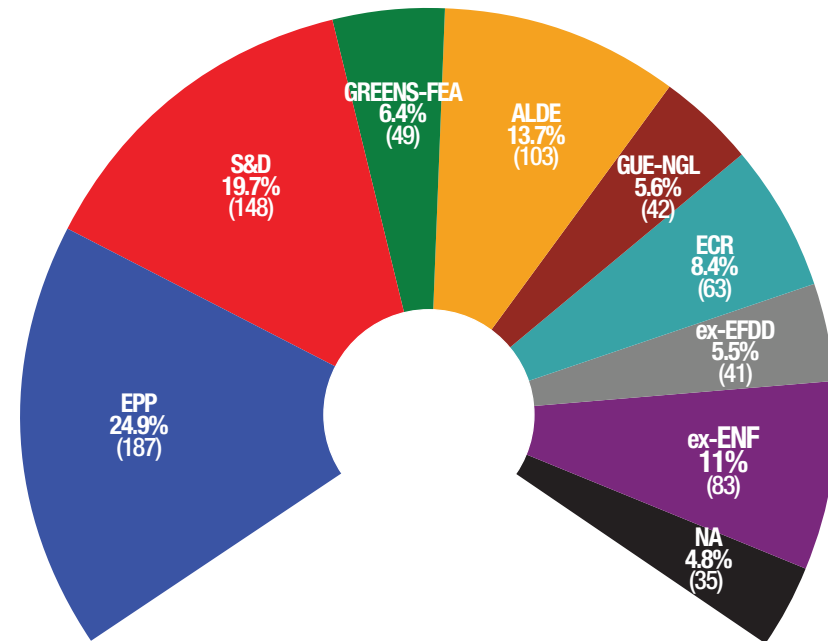
2014-2019

Results of the 2014 European elections
(in % of seats)
Base: 751 seats



2019-2024

Projection 15/05/2019
Voting intentions in the European elections
(in % of seats)
Base: 751 seats (with the British)



■ EPP ■ S&D ■ ECR ■ ALDE ■ GUE-NGL
■ GREENS-FEA ■ EFDD ■ ENF ■ NA

End of the duopoly EPP-S&D and stagnation of the Greens.

On the basis of a European Parliament with the British (751 seats) and compared to 2014, the Group of the European People's Party (EPP) would recede by 5 points, losing 34 seats; the Progressive Alliance of Socialists and Democrats (S&D) group would fall by 6 points, losing 43 seats; on the other hand, the Alliance of Liberals and Democrats for Europe (ALDE) would rise by 5 points, gaining 35 seats. Last notable fact: according to our projection, the group of the Greens would not be more important in 2019 in a Parliament with the British (6.4%) compared to 2014 (6.7%); in a Parliament without the British (705 seats), it would be slightly larger (7.4%) than in 2014 (6.7%).

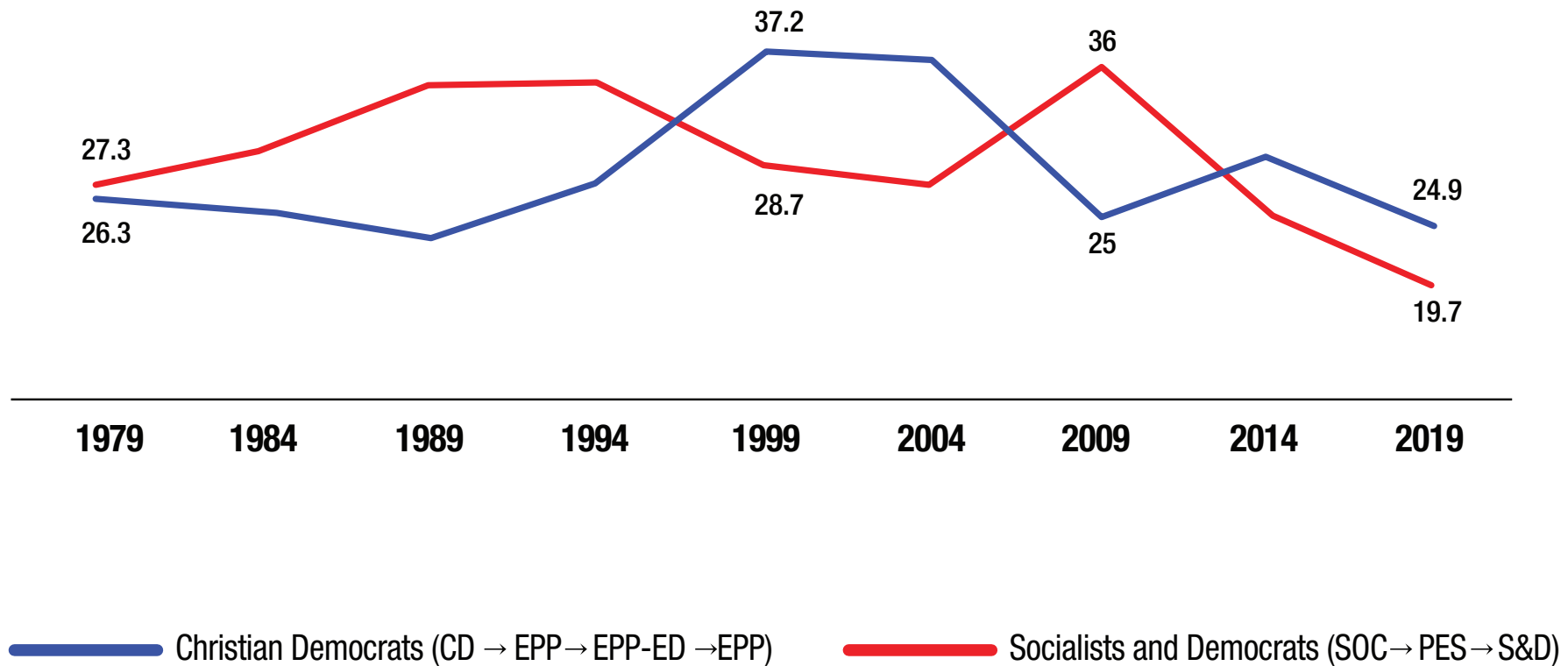
FONDATION POUR
L'INNOVATION
POLITIQUE
fondapol.org

EVOLUTION OF THE POWER BALANCE EPP/ S&D (IN %)

1979-2019

Projection 15/05/2019

Base: 751 seats (with the British)

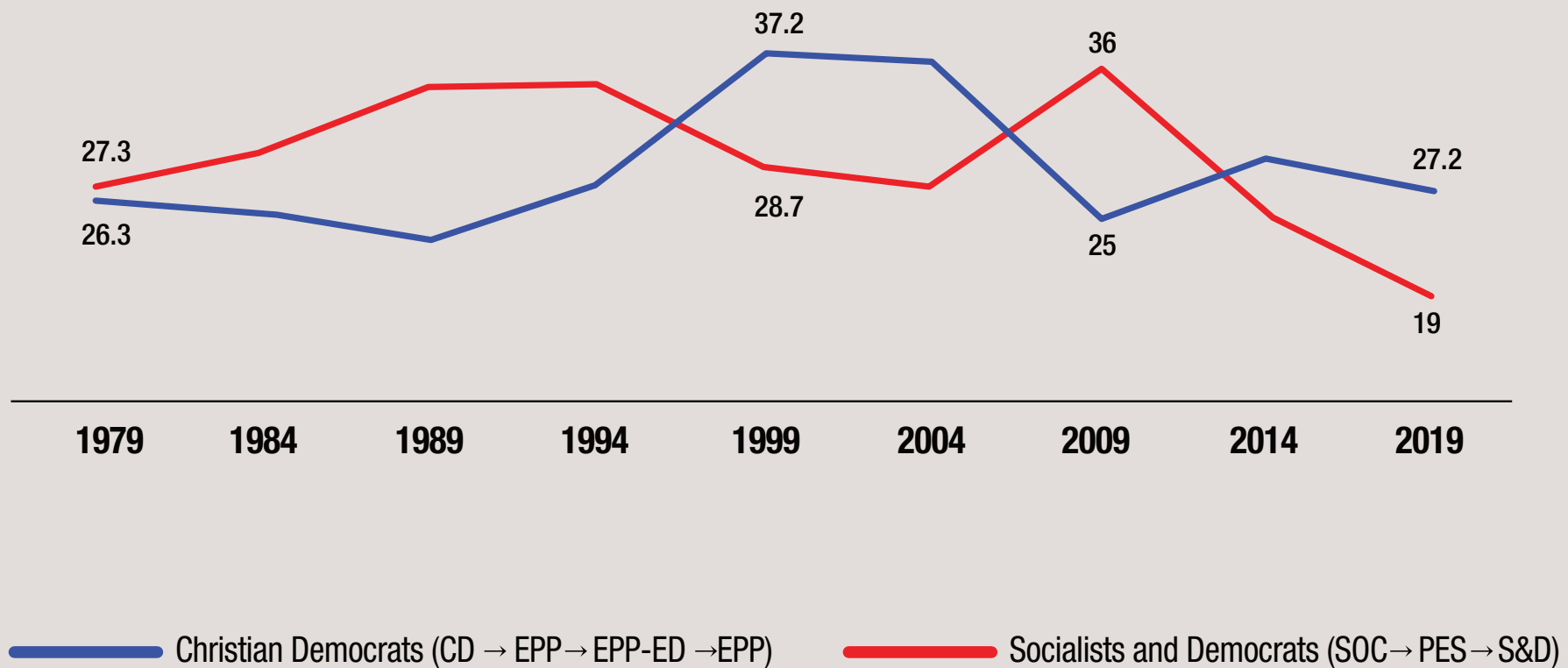


EVOLUTION OF THE POWER BALANCE EPP/ S&D (IN %)

1979-2019

Projection 15/05/2019

Base: 705 seats (without the British)

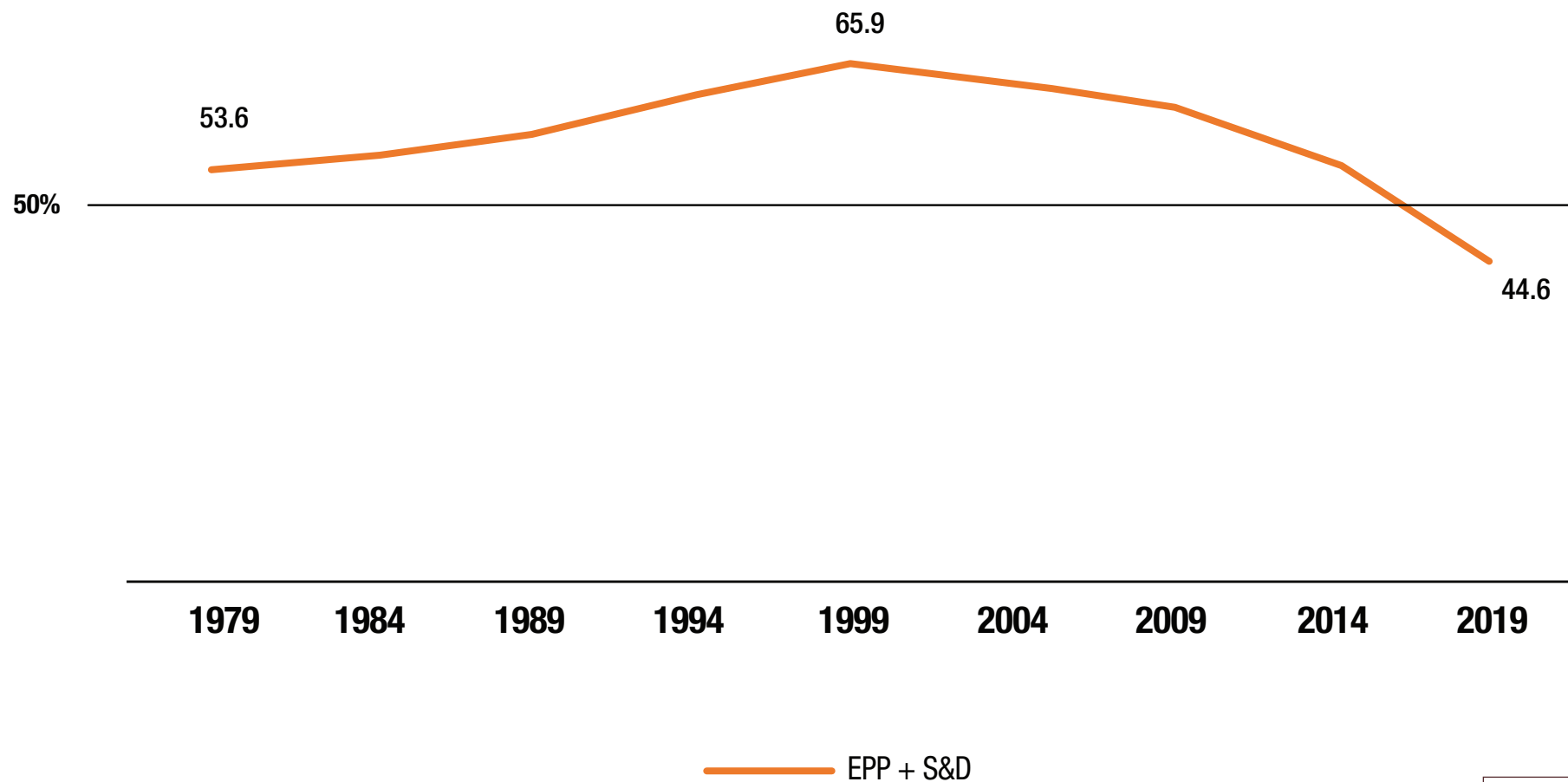


THE WEIGHT OF THE TWO MAIN GROUPS (EPP/ S&D) IN THE EUROPEAN PARLIAMENT (IN %)

1979-2019

Projection 15/05/2019

Base: 751 seats (with the British)

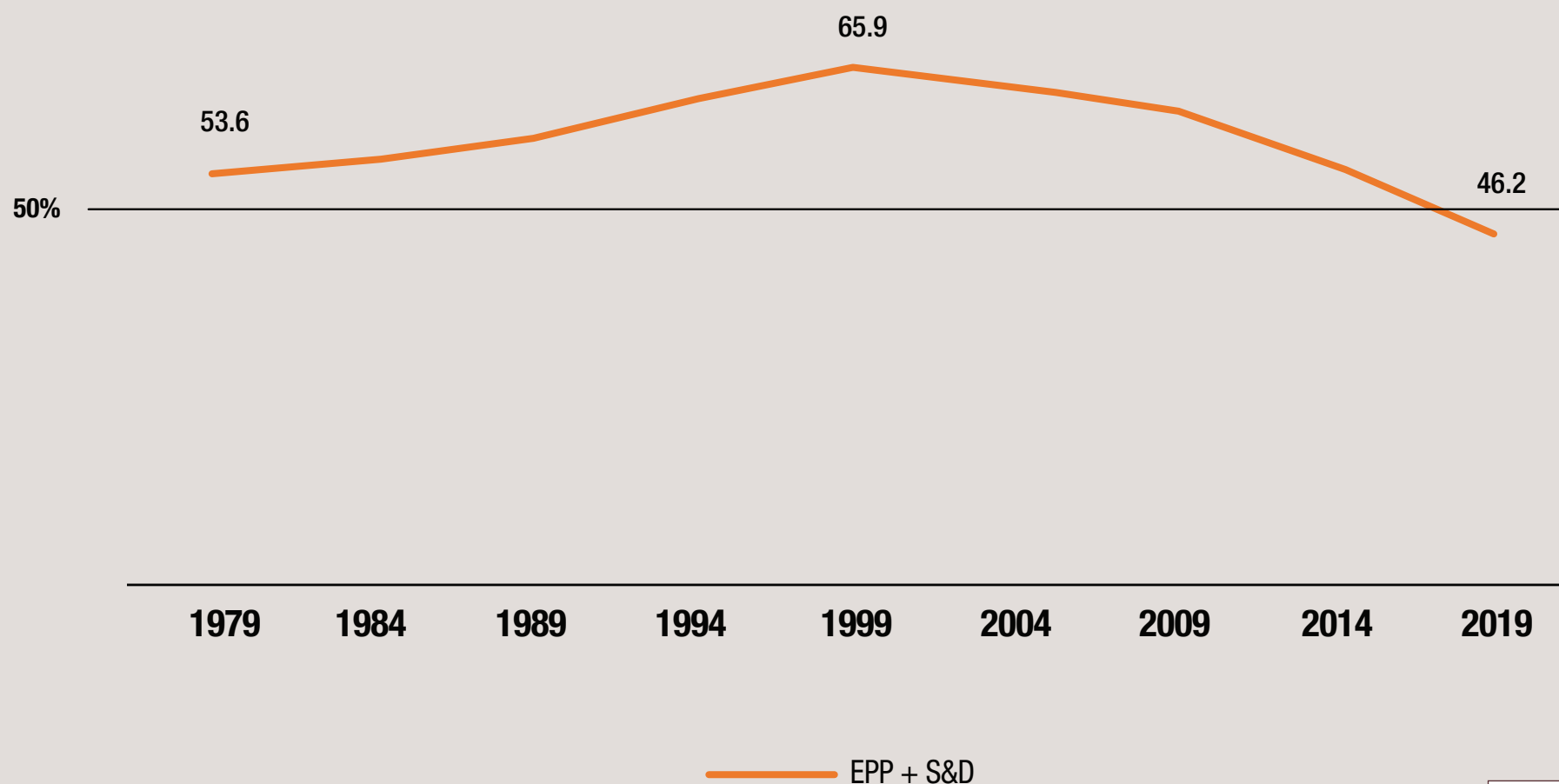


THE WEIGHT OF THE TWO MAIN GROUPS (EPP/ S&D) IN THE EUROPEAN PARLIAMENT (IN %)

1979-2019

Projection 15/05/2019

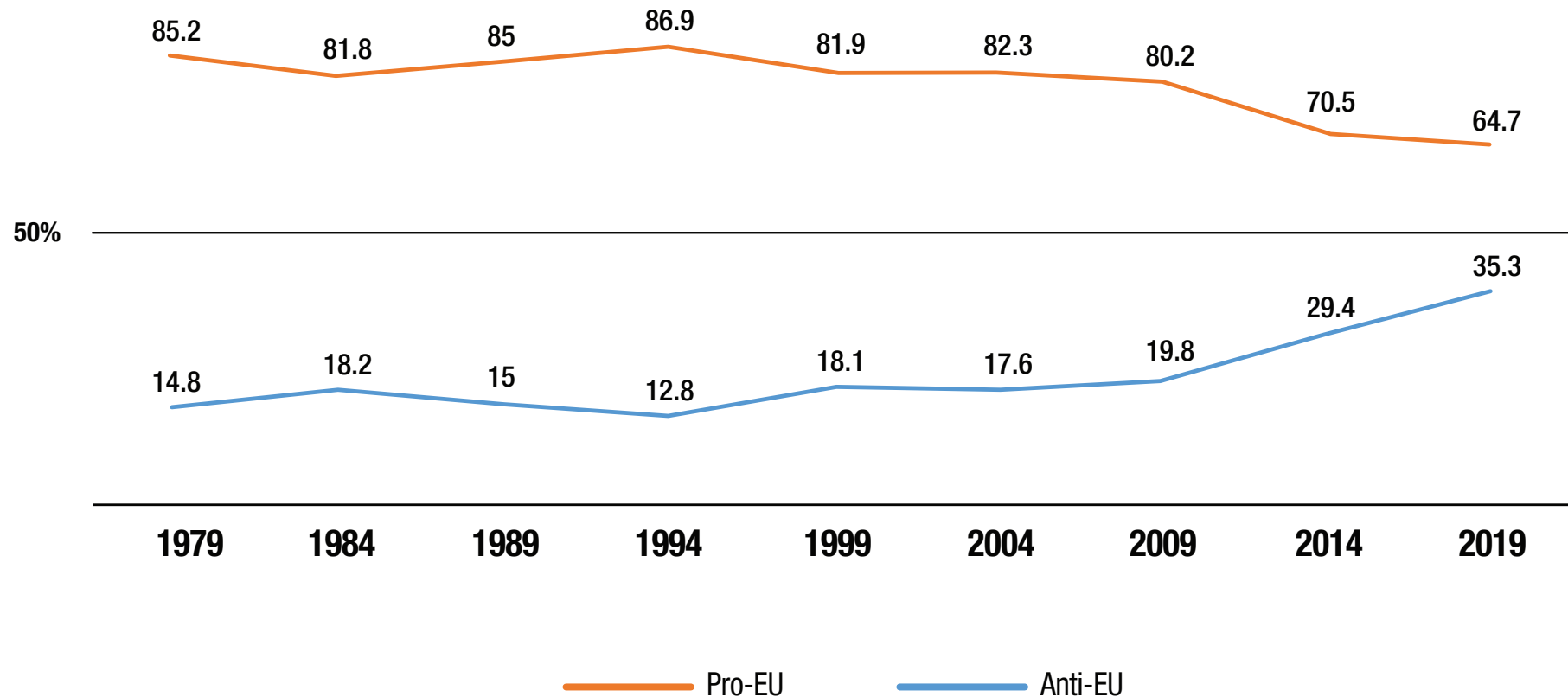
Base: 705 seats (without the British)



EVOLUTION OF PRO-EU/ ANTI-EU PARLIAMENTARY GROUPS (IN %) 1979-2019

Projection 15/05/2019

Base: 751 seats (with the British)



The percentage of MEPs hostile to the European Union would double in relation to 2004.

The number of MEPs hostile to the European Union increased both in 2009 and in 2014. It is expected to increase even further in 2019. If the predictions are confirmed, the percentage of "anti-European Union" MEPs would reach 35.3% of the European Parliament with the British (751 seats), doubling the level from 2004 (17.6%), and 32.4% of the Parliament without the British (705 seats).

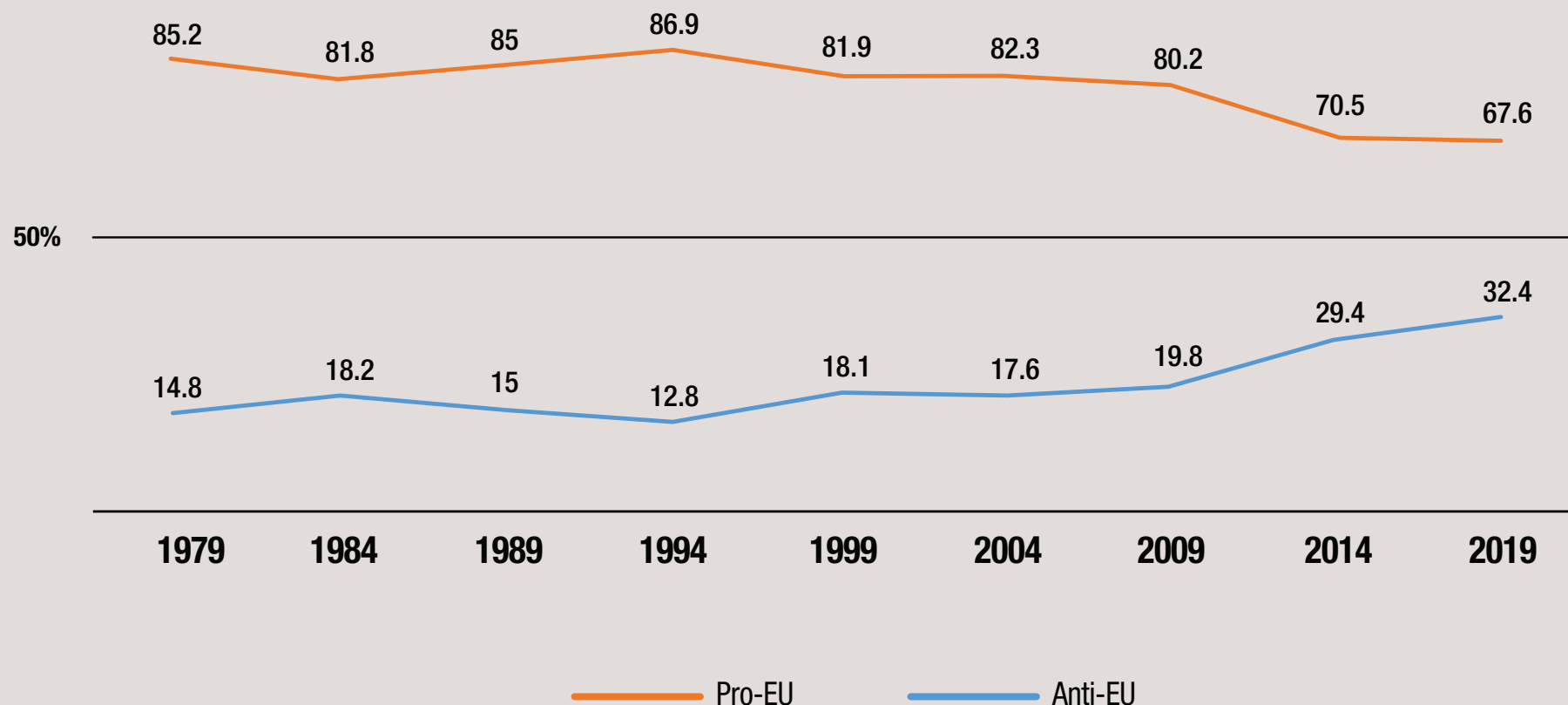
FONDATION POUR
L'INNOVATION
POLITIQUE
fondapol.org

EVOLUTION OF PRO-EU/ ANTI-EU PARLIAMENTARY GROUPS (IN %)

1979-2019

Projection 15/05/2019

Base: 705 seats (without the British)



The percentage of MEPs hostile to the European Union would double in relation to 2004

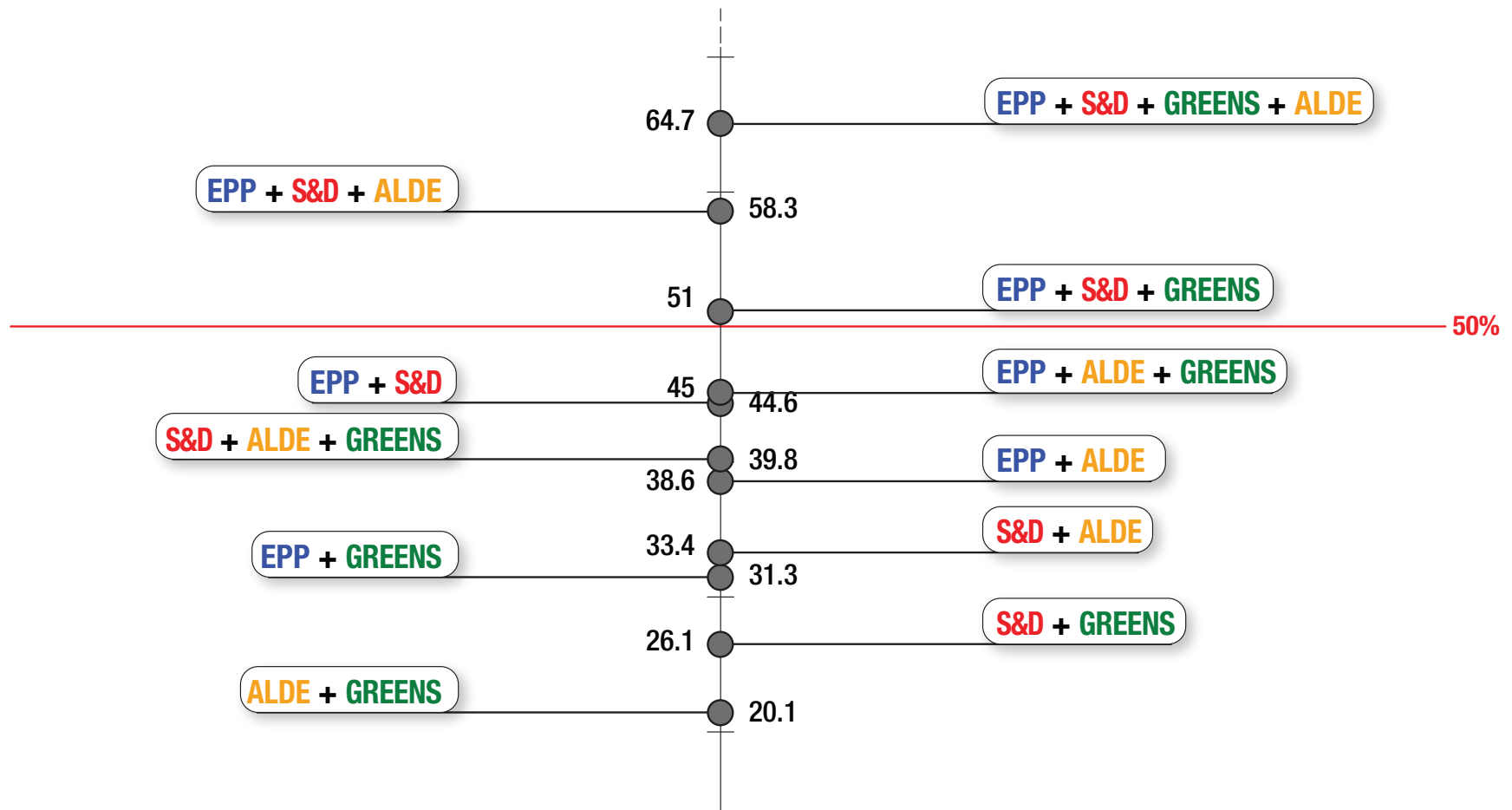
The number of MEPs hostile to the European Union increased both in 2009 and in 2014. It is expected to increase even further in 2019. If the predictions are confirmed, the percentage of "anti-European Union" MEPs would reach 35.3% of the European Parliament with the British (751 seats), doubling the level from 2004 (17.6%), and 32.4% of the Parliament without the British (705 seats).

FONDATION POUR
L'INNOVATION
POLITIQUE
fondapol.org

POSSIBLE COALITIONS BETWEEN PARLIAMENTARY GROUPS IN MAY 2019 (in % of seats)

Projection 15/05/2019

Base: 751 seats (with the British)



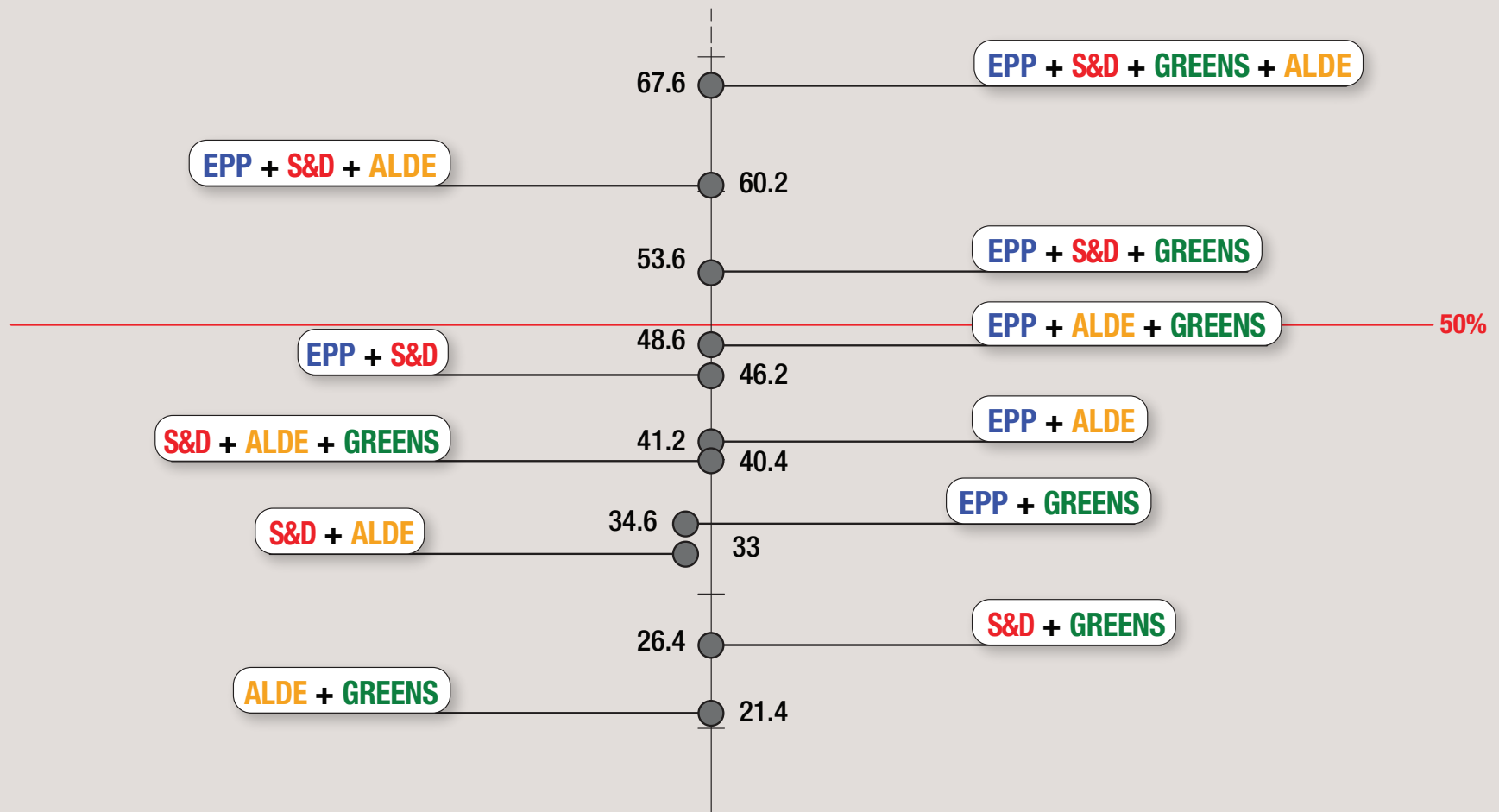
A European parliament with multiple majorities

The two main groups (EPP and S&D) would no longer be able to obtain a majority. Other combinations will have to be envisioned. No ideological majority is possible. According to the tradition of the European Parliament, only a coalition could constitute a majority. The EPP-S&D coalition representing only 44.6% of MEPs would no longer be sufficient. From an arithmetic point of view, three majority coalitions would be possible in a European Parliament with the British (751 seats): EPP-S&D-ALDE-Greens (64.7%), EPP-S&D-ALDE (58.3%) or EPP-S&D-Greens (51%). In a European Parliament without the British (705 seats), the same coalitions could obtain a majority but with significantly different results: EPP-S&D-ALDE-Greens (67.6%), EPP-S&D-ALDE (60.2%) or EPP-S&D-Greens (53.6%).

POSSIBLE COALITIONS BETWEEN PARLIAMENTARY GROUPS IN MAY 2019 (in % of seats)

Projection 15/05/2019

Base: 705 seats (without the British)



A European parliament with multiple majorities

The two main groups (EPP and S&D) would no longer be able to obtain a majority. Other combinations will have to be envisioned. No ideological majority is possible. According to the tradition of the European Parliament, only a coalition could constitute a majority. The EPP-S&D coalition representing only 44.6% of MEPs would no longer be sufficient. From an arithmetic point of view, three majority coalitions would be possible in a European Parliament with the British (751 seats): EPP-S&D-ALDE-Greens (64.7%), EPP-S&D-ALDE (58.3%) or EPP-S&D-Greens (51%). In a European Parliament without the British (705 seats), the same coalitions could obtain a majority but with significantly different results: EPP-S&D-ALDE-Greens (67.6%), EPP-S&D-ALDE (60.2%) or EPP-S&D-Greens (53.6%).

On the same subject, see *Democracies Under Pressure*, a new global survey in two volumes, designed and produced by the Fondation pour l'innovation politique and the International Republican Institute.



The entirety of the two volumes of the survey
available on fondapol.org/en

FONDATION POUR
L'INNOVATION
POLITIQUE
fondapol.org